

MATHEMATICS

Grade 2

English

**Teacher's
Resource**

Pack

2019 TERM 3

Contents

1	Printable Resources	1
	Printable resource sheets	1
1	Multiplication cards (lesson 9 and other)	2
2	Multiplication cards (lesson 9 and other)	3
3	Array diagram (lesson 21 and other)	4
4	Multiplication table (lesson 23 and 24)	5
5	Shape cut outs (lesson 32 and other)	6
6	Analogue clock (lesson 46 and 48)	7
7	Months of the year vocabulary cards (lesson 47)	8
8	Days of the week vocabulary cards (lesson 47)	14
2	Written assessments	18
	Written Assessment Lesson 6	18
	Written Assessment Lesson 13	19
	Written Assessment Lesson 19	20
	Written Assessment Lesson 26	21
	Written Assessment Lesson 31	22
	Written Assessment Lesson 39	24
	Written Assessment Lesson 44	26
	Written Assessment Lesson 49	27

I Printable Resources

Printable resource sheets

This is a list of the mathematical resources that you will need this term. You need to make sure that you have them for the lessons for which they are recommended.

1	Multiplication cards (lesson 9 and other)	2
2	Multiplication cards (lesson 9 and other)	3
3	Array diagram (lesson 21 and other)	4
4	Multiplication table (lesson 23 and 24)	5
5	Shape cut outs (lesson 32 and other)	6
6	Analogue clock (lesson 46 and 48)	7
7	Months of the year vocabulary cards (lesson 47)	8
8	Days of the week vocabulary cards (lesson 47)	14

RESOURCES FOR EACH DAY OF TEACHING

There are also other resources such as informal resources (old magazines, pieces of string, scrap paper, etc.) that you may need in certain lessons. You should have a careful look at the list of resources needed for each lesson; this list is given in the lesson plans each day. Prepare yourself, so that you have the necessary resources for the lessons on a daily basis.

1 Multiplication cards (lesson 9 and other)

1×1	2×1	3×1
1×2	2×2	3×2
1×3	2×3	3×3
1×4	2×4	3×4
1×5	2×5	3×5
1×6	2×6	3×6
1×7	2×7	3×7
1×8	2×8	3×8
1×9	2×9	3×9

2 Multiplication cards (lesson 9 and other)

4×1	5×1
4×2	5×2
4×3	5×3
4×4	5×4
4×5	5×5
4×6	5×6
4×7	5×7
4×8	5×8
4×9	5×9

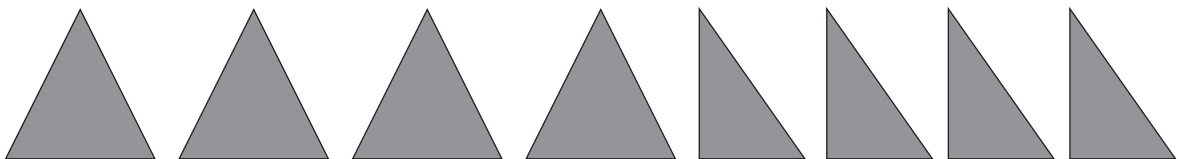
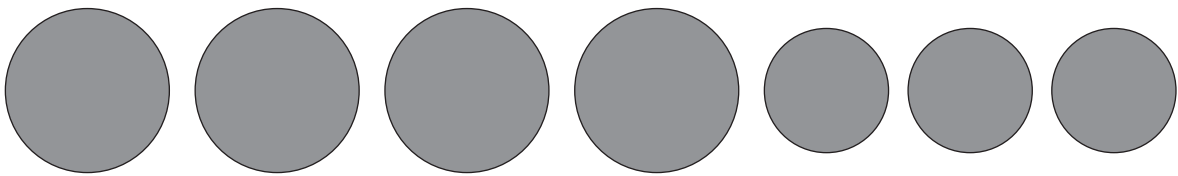

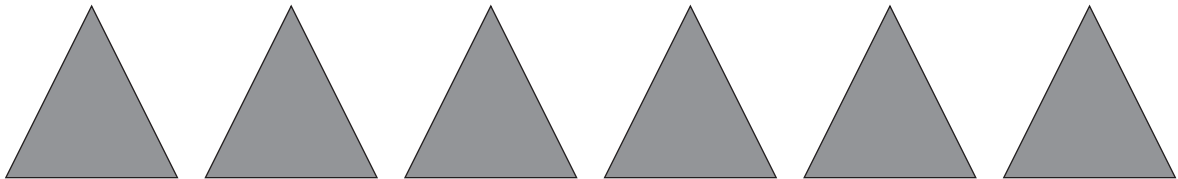
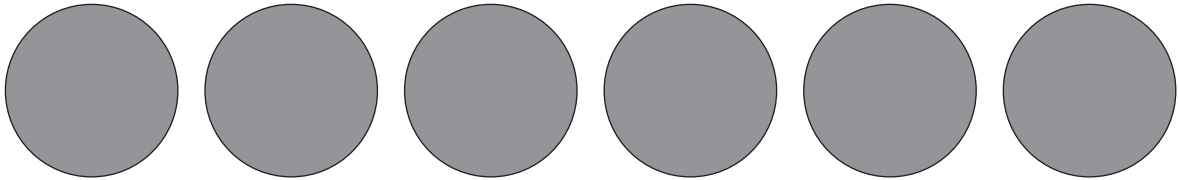
3 Array diagram (lesson 21 and other)

	1	2	3	4	5
1	●	●	●	●	●
2	●	●	●	●	●
3	●	●	●	●	●
4	●	●	●	●	●
5	●	●	●	●	●
6	●	●	●	●	●
7	●	●	●	●	●
8	●	●	●	●	●
9	●	●	●	●	●
10	●	●	●	●	●





4. Multiplication table (lesson 23 and 24)

	1	2	3	4	5
1	1	2	3	4	5
2	2	4	6	8	10
3	3	6	9	12	15
4	4	8	12	16	20
5	5	10	15	20	25
6	6	12	18	24	30
7	7	14	21	28	35
8	8	16	24	32	40
9	9	18	27	36	45
10	10	20	30	40	50

5 Shape cut outs (lesson 32 and other)



6 Analogue clock (lesson 46 and 48)

7 Months of the year vocabulary cards (lesson 47)

January

February

March

April

May

June

July

August

September

October

November

December

8 Days of the week vocabulary cards (lesson 47)

Monday

Tuesday

Wednesday

Thursday

Friday

Saturday

Sunday

2 Written assessments

Written Assessment Lesson 6

1 Complete the table.

(13)

	Groups	Multiplication	Repeated Addition
a	4 groups of 5	$4 \times 5 = 20$	
b	___ groups of ___	$9 \times 2 = \underline{\quad}$	
c	7 groups of 3	$7 \times 3 = \underline{\quad}$	
d	___ groups of ___	$5 \times 4 = \underline{\quad}$	
e	10 groups of 3	$10 \times 3 = \underline{\quad}$	

2 Draw a diagram to calculate the answer. $7 \times 4 = \underline{\quad}$

(2)

Written Assessment Lesson 13

Complete the table.

(15)

	Multiplication	Repeated addition	Answer
a	4×5	$5 + 5 + 5 + 5$	
b	3×2		
c		$5 + 5 + 5 + 5 + 5 + 5 + 5 + 5 + 5$	
d	6×5		
e		$2 + 2 + 2 + 2 + 2 + 2 + 2 + 2 + 2$	
f	7×5		
g		$2 + 2 + 2 + 2 + 2 + 2 + 2 + 2$	
h	5×2		

Written Assessment Lesson 19

1 Complete the table.

(5 × 2=10)

		Number sentence with answer
a	7 groups of 2	
b	5 groups of 3	
c	6 groups of 5	
d	9 groups of 4	
e	10 groups of 3	

2 Complete the table.

(5)

	Repeated addition	Number sentence with answer
a	$4 + 4 + 4 + 4 + 4 + 4 =$	
b	$3 + 3 + 3 + 3 =$	
c	$2 + 2 + 2 + 2 + 2 + 2 + 2 + 2 =$	
d	$5 + 5 + 5 + 5 + 5 + 5 + 5 + 5 + 5 =$	
e	$5 + 5 + 5 + 5 + 5 + 5 + 5 =$	

Written Assessment Lesson 26

- 1 Complete the table. (8)

		Answer			Answer
1	$7 \times 5 =$		5	$5 \times 5 =$	
2	$9 \times 3 =$		6	$8 \times 2 =$	
3	$9 \times 4 =$		7	$9 \times 5 =$	
4	$6 \times 2 =$		8	$7 \times 4 =$	

- 2 Complete the table. (4)

		Answer is the same as:
1	$5 \times 3 = 15$	$3 \times 5 = 15$
2	$4 \times 2 = 8$	
3	$3 \times 5 = 15$	
4	$5 \times 4 = 20$	
5	$2 \times 5 = 10$	

- 3 There are 4 groups. Each group has 5 children in it.

How many children are there altogether? _____ (3)

Written Assessment Lesson 31

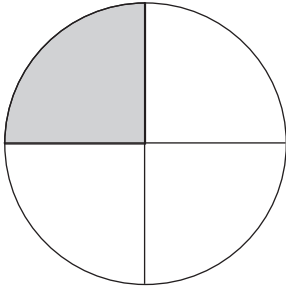
1 What fraction of the rectangle is shaded? (1)



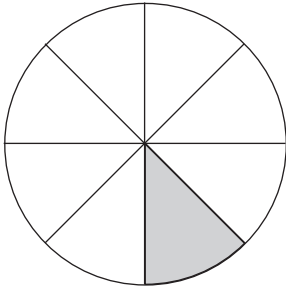
the whole	one half	one quarter	one eighth
-----------	----------	-------------	------------

2 What fraction of the circle is shaded? Write your answer as a fraction number. (3)

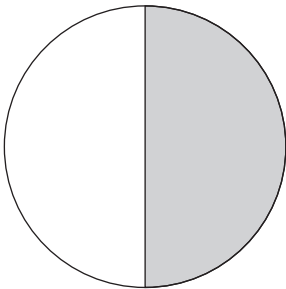
a




b




c



- 3 Divide the rectangle into quarters. (2)



- 4 Divide the square in half. (2)



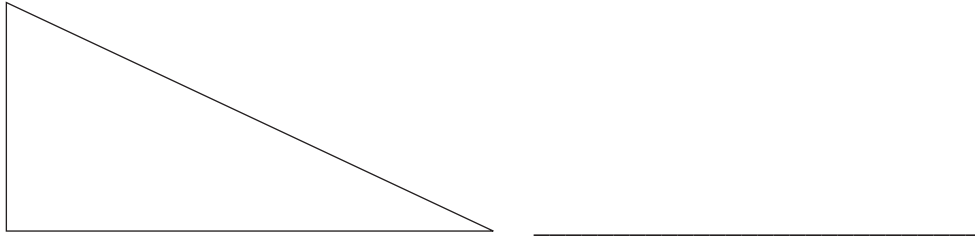
- 5 Divide the rectangle into eighths. (2)




Written Assessment Lesson 39

1 Name this shape.

(1)



2 Look at the picture below.



a Put a tick on the shapes with straight sides.

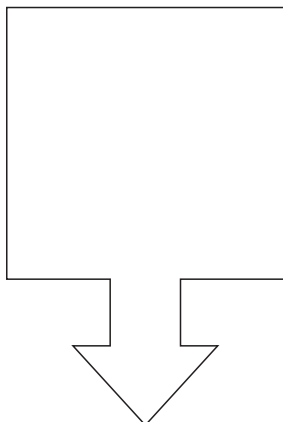
(3)

b Put a cross on the shapes with shapes have round sides.

(2)


3 Draw the line of symmetry in the drawing.

(1)




4 Draw one shape in each block. (2)

a A shape with round sides



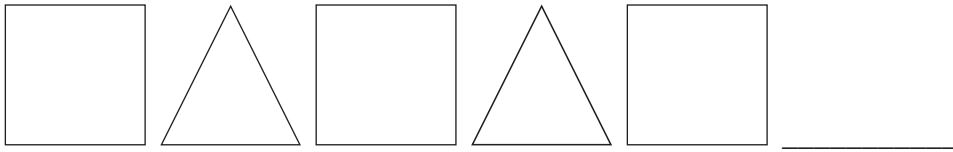
b A shape with straight sides



5 Draw two circles of different sizes. (1)

Written Assessment Lesson 44

- 1 Draw the next two shapes in this pattern: (2)



- 2 Draw a pattern using one triangle and two squares. Repeat the pattern two times. (4)




- 3 Draw the first three steps of a pattern using circles. The number of circles must increase each time. (4)




Written Assessment Lesson 49


- 1 Draw the long hand and the short hand on this analogue clock to show 5 o'clock. (2)



- 2 Draw the hands on this analogue clock to show 9 o'clock. (2)



- 3 Draw the arms on this analogue clock to show quarter past six. (2)



- 4 What is the time shown on the clock below? (2)



5 How many hours are there between 9 o'clock and 2 o'clock?

(2)